

# Proposed Re-Design for a MySQL based Bulletin Board for the RMBB Web Site



*Bulletin Board*





Design by Mick Watkins  
mickwat@att.net  
303-469-5752


# The Web Form(s) Design


## Data input form:


This form will be launched in new window when the "Post Impromptu Event" link is clicked from the main bulletin board menu page. It requires a password to access.


## RMBB Bulletin Board - Event Posting Form


 Member Name:   Click on icon to left of field for help or description of field.

 Member e-mail:


 \*Title of event:


 Location of Event:


 Date of Event:

 Description:

 Difficulty rating:  easy  moderate  hard  extreme

 \*Trail Details:   
(distance, elev. gain, surface)

 \*Rendezvous info:











 Contact informa-

Fields beginning with "\*" are optional. All other fields must be filled out.

### NOTES:

- Fields for Date of Event are pull-down menus.
- Fields for Difficulty rating are radio buttons (only one may be selected) with "moderate" the default selection.
- Icon images link to anchor tags (further down on same html page) where help information text is for each field. See next page for proposed help text.

## Help section:

-  **Member Name:** Enter your name. This will appear as “submitted by \_\_\_\_\_” in the page which views the event information.  
(maximum of 30 characters, including spaces)
-  **Member e-mail:** Enter your e-mail address. This will not appear in the view event page, but is used for internal database use.  
(maximum of 30 characters, including spaces)
-  **\*Title of event:** This is an optional field. Enter a title (max. 40 characters, including spaces) if you wish. This could be something like “Fifth Annual Start of Season Ride” and will appear as a bold heading in the view page.
-  **Location of Event:** Enter the trail name and / or area where the bike ride, ski trip, or canoe trip is to happen.
- [Return to top of form](#)
-  **Date of Event:** Pull-down menus are provided for the month, day and year. Select the appropriate month, day and year for the event.
-  **Description:** Enter a multi-line description of event. This can be as long as practical (but otherwise limited to 65,535 characters, including spaces and punctuation).
-  **Difficulty rating:** These are “radio buttons“ (only one can be selected). Select the appropriate level that represents the trail or the trip.
- [Return to top of form](#)
-  **\*Trail Details:**  
(distance, elev. gain, surface) This is an optional field and is for specifying the distance, elevation gain, and trail surface type. If you have already specified this information in the description, it is not necessary to enter the information here. (max. 100 characters)
-  **\*Rendezvous info:** This is an optional field and is for specifying time and location information for carpooling or trip start. If you have already specified this information in the description, it is not necessary to enter the information here. (max. 100 characters)
-  **Contact informa-** Enter Name, telephone and / or e-mail address of person to contact for more information on trip or to RSVP for trip.

[Return to top of form](#)

**How data will be viewed:**

Event title is an optional field; it will only appear if something was entered for it.

“Trail (or trip) details” is an optional field; it will only appear if something was entered for it. This is also true for the “Rendezvous information” field.

This page will be shown when a web viewer clicks on the “View Impromptu Events” link on the main Bulletin board page.

All events are displayed sequentially on one page (frame) and ordered by the date of event then location of event in ascending order (earliest to latest, A to Z). They will be displayed in the “main” frame (lower left) of the web site frame set.

## RMBB Bulletin Board - Posted Events

### Spring 2003 Kickoff Ride

Location / destination:	Green Mountain Park
Date of event:	April 12, 2003
Description of event:	The RMBB first-ever Spring Kick Off Ride will take place on Saturday, April 12 from 1:00 to 3:00 PM at Green Mountain Park in Lakewood, Co. This is intended as a get-acquainted ride for those new to the area or to mountain biking. Club members will be on hand to welcome newcomers, give information about the club and advice about biking, and enjoy a leisurely ride at the park. There will be an easy ride on the trails along the southern perimeter of the park, while more adventurous riders can tackle the trails that go up and over the top of Green Mountain. In the event of bad weather, the ride will be postponed to Saturday, April 19.
Trail or trip details:	Distance will range from 4 to 10 miles, elevation gain up to 980 feet, and trail surface will be hard packed gravel.
Difficulty rating:	moderate
Rendezvous information:	The group will assemble at the Rooney Rd. trailhead, just west of C-470 at 1:00 PM.
Contact info:	Larry at ginzndenver@aol.com or 303-377-8004
Submitted by:	Larry Ginzkey

Location / destination:	BLUE DOT TRAIL
Date of event:	June 15, 2003
Description of event:	The Blue Dot Trail above Nederland will be our destination for this Fathers' Day ride. This physically difficult, technically moderate romp through the woods is a RMBB favorite. The ride covers a 12 mile loop, beginning and ending in Nederland with an elevation gain of 1200 ft. on a hard packed surface. The ride should take about 3.5 hours to accomplish. Meet at the south parking lot of the Boulder Library (11th & Arapahoe) at 9:00 am and car pool from there. Pack a sack lunch.
Difficulty rating:	challenging
Contact info:	Shawn Donnelly at mtnbiker33_2000@yahoo.com.
Submitted by:	Shawn Donnelly

## Modifying and Deleting Event info (scheme 1):

See next page for notes and an explanation of this form / page design.

**RMBB Bulletin Board – Modify or Delete Event Postings**

**Modify event record number:**

**Delete event record number:**

**Delete all postings for events of dates prior to:**

**DIRECTIONS:** Select the record number corresponding to the event posting that you wish to modify as seen below. Enter that number into the appropriate text box and click on the GO button to its right.

**Record number 15**

### Spring 2003 Kickoff Ride

Location / destination:	Green Mountain Park
Date of event:	April 12, 2003
Description of event:	The RMBB first-ever Spring Kick Off Ride will take place on Saturday, April 12 from 1:00 to 3:00 PM at Green Mountain Park in Lakewood, Co. This is intended as a get-acquainted ride for those new to the area or to mountain biking. Club members will be on hand to welcome newcomers, give information about the club and advice about biking, and enjoy a leisurely ride at the park. There will be an easy ride on the trails along the southern perimeter of the park, while more adventurous riders can tackle the trails that go up and over the top of Green Mountain. In the event of bad weather, the ride will be postponed to Saturday, April 19.

**Record number 12**

Location / destination:	BLUE DOT TRAIL
Date of event:	June 15, 2003
Description of event:	The Blue Dot Trail above Nederland will be our destination for this Fathers' Day ride. This physically difficult, technically moderate romp through the woods is a RMBB favorite. The ride covers a 12 mile loop, beginning and ending in Nederland with an elevation gain of 1200 ft. on a hard packed surface. The ride should take about 3.5 hours to accomplish. Meet at the south parking lot of the Boulder Library (11th & Arapahoe) at 9:00 am and car pool from there. Pack a sack lunch.

The Modify or Delete Event Postings form / page would be launched in a new window when the link “Modify or Delete Event Postings” is clicked on in the main Bulletin Board page. It requires a password to access.

The entry of record numbers in the text fields and pressing of “GO” buttons is explained on the page itself. Record numbers are needed to uniquely identify a given posting.

All current (existing in the database) event postings will be listed on the page in the same order that they are listed in the “View Event Postings” page (by event date first – earliest to latest, then by event location – A to Z, within the same date). Only the Event Title (if any), Location of Event, Date of Event, and Event Description fields will be shown, although all fields may be modified. (See modify data form on page 8.)

### **Button actions:**

#### **GO button for Modify:**

- If record number is valid, the form on the top of page 9 appears.
- If record number is not valid, a page is displayed with a message saying that the record number was not found. It will have a button saying “GO BACK”. When the button is clicked, the page will revert back to the Modify or Delete Event Postings page.

#### **GO button for Delete:**

- If record number is valid, the delete verify form on page 9 appears
- If record number is not valid, a page is displayed with a message saying that the record number was not found. It will have a button saying “GO BACK”. When the button is clicked, the page will revert back to the Modify or Delete Event Postings page.

#### **GO button for Delete all postings for events of dates prior to:**

- Will go to deletion verify form on the bottom of page 9.

#### **CLOSE WINDOW:**

- Closes window with no further action.

## Modifying and Deleting Event info (scheme 2):

**This scheme might not be practical to implement!**

### RMBB Bulletin Board – Modify or Delete Event Postings

*Delete this event posting**Modify this event posting**Next event posting*

### Spring 2003 Kickoff Ride

Location / destination:	Green Mountain Park
Date of event:	April 12, 2003
Description of event:	The RMBB first-ever Spring Kick Off Ride will take place on Saturday, April 12 from 1:00 to 3:00 PM at Green Mountain Park in Lakewood, Co. This is intended as a get-acquainted ride for those new to the area or to mountain biking. Club members will be on hand to welcome newcomers, give information about the club and advice about biking, and enjoy a leisurely ride at the park. There will be an easy ride on the trails along the southern perimeter of the park, while more adventurous riders can tackle the trails that go up and over the top of Green Mountain. In the event of bad weather, the ride will be postponed to Saturday, April 19.
Trail or trip details:	Distance will range from 4 to 10 miles, elevation gain up to 980 feet, and trail surface will be hard packed gravel.
Difficulty rating:	moderate
Rendezvous information:	The group will assemble at the Rooney Rd. trailhead, just west of C-470 at 1:00 PM.
Contact info:	Larry at ginzndenver@aol.com or 303-377-8004
Submitted by:	Larry Ginzkey

Close Window

This page will be launched in a new window when the “Modify or Delete Event Board Entries” link is clicked from the main Bulletin Board page. It requires a password to access.

### Buttons:

- Delete this event posting: Results in a confirmation page.
- Modify this posting: Results in the Modify Event Info. form.
- Next Event Posting: Results in displaying the next posted event. Events are displayed sequentially one at a time and ordered by the date of event then location of event in ascending order (earliest to latest, A to Z).
- Close window: closes window.

**Modify data:**

## RMBB Bulletin Board - Modify Event Info. Form

Member Name:  Type in changes to modify text fields.

Member e-mail:

\*Title of event:

Location of Event:

Date of Event:

Box must be checked to change date.  Change date to:

Description:

Difficulty rating:  Challenging  Change rating to:

Box must be checked to change rating.  easy  moderate  challenging  extreme

\*Trail Details:   
(distance, elev. gain, surface)

\*Rendezvous info:

Contact informa-

**WARNING:**  
RESET / CLEAR will clear all fields.

Clicking on the CANCEL button will result in returning to the "Modify or Delete Event Postings" page with no action taken.

**Single Deletion Confirmation page:**

<b>RMBB Bulletin Board - Delete Posting</b>	
<b>Are you sure you want to delete this posting ?</b>	
<input type="button" value="Yes"/> <input type="button" value="Cancel"/>	
Location / destination:	Green Mountain Park
Date of event:	April 12, 2003
Description of event:	The RMBB first-ever Spring Kick Off Ride will take place on Saturday, April 12 from 1:00 to 3:00 PM at Green Mountain Park in Lakewood, Co. This is intended as a get-acquainted ride for those new to the area or to mountain biking. Club members will be on hand to welcome newcomers, give information about the club and advice about biking, and enjoy a leisurely ride at the park. There will be an easy ride on the trails along the southern perimeter of the park, while more adventurous riders can tackle the trails that go up and over the top of Green Mountain. In the event of bad weather, the ride will be postponed to Saturday, April 19.

Clicking on the “YES” button will result in the database record being deleted (and thus the posting) and a page will be displayed indicating that the record was deleted. This page will have a button saying “OK”. Clicking on that “OK” button will return to the “Modify or Delete Postings” page.


**Multiple Deletions Confirmation page:**

<b>RMBB Bulletin Board - Delete Posting</b>	
<b>Are you sure you want to delete all postings for dates prior to August 31, 2003 ?</b>	
<input type="button" value="Yes"/> <input type="button" value="Cancel"/>	


Clicking on the “YES” button will result in all the database records being deleted (and thus the postings) which have event dates of prior to the date entered and a page will be displayed indicating that the record was deleted. This page will have a button saying “OK”. Clicking on that “OK” button will return to the “Modify or Delete Postings” page.

**Main Bulletin board menu page:**


**RMBB Bulletin Board**




[View Impromptu Events](#)




[Post an Impromptu Event – \(members only\)](#)  
Form will appear in new window.



[View announcements and messages](#)



[Modify or Delete Event postings – \(members only\)](#)  
Form will appear in new window.



[Post a message or announcement – \(members only\)](#) Form will appear in new window.

## DATABASE ELEMENTS:

- 1 Location of event. (char type: 50 length)
- 2 Date of event (date type)
- 3 Event title (Char type, 40 length)
- 4 Description of event. (text field type)
- 5 Difficulty rating (Set type – “easy“, “moderate“, “hard“, “extreme“)
- 6 Trail Details (Char type, 100 length)
- 7 Rendezvous information. (Char type, 100 length)
- 8 Contact information: (char type: 80 length)
- 9 Submitter’s name (char type: 30 length)
- 10 Submitter’s e-mail (char type: 30 length)
- 11 Record identifier – (auto-increment integer type, automatic filled in by SW)  
*this is the primary key*
- 12 Record timestamp – (timestamp type – automatic by database interface).

All data will be contained within one table.

### Database creation:

```
CREATE TABLE eventBBoard
( eventLoc CHAR(50),
  eventDate DATE,
  eventTitle CHAR(40),
  eventDescr TEXT,
  eventDifRat SET( "easy", "moderate", "challenging", "extreme"),
  trailDetails VARCHAR(100),
  rendvzInfo VARCHAR(100),
  eventContInfo CHAR(80),
  yourName CHAR(30),
  yourEmail CHAR(30),
  recID SMALLINT UNSIGNED NOT NULL AUTO_INCREMENT PRIMARY KEY,
  recTS TIMESTAMP(14) );
```